



Spec. No.	PS-ND-08090401
Rev.	A

# PRODUCT SPECIFICATION

**Model No : CSM-58462EG**

## Descriptions:

- 4.6 Inch 5X8 Dot-Matrix Display
- Dot Pitch 15.25mm
- CSM-58462: Column Cathode, Row Anode
- Emitting Color: Orange & Yellow Green



CUSTOMER APPROVED SIGNATURES	APPROVED BY	CHECKED BY	PREPARED BY

**CHINA SEMICONDUCTOR CORPORATION**  
Address:2FL. NO.909,Chung-Cheng Road,  
Chung-Ho City Taipei Hsien,Taiwan.

Tel:886-2-2223-9696  
Fax:886-2-2223-9377

**OPTO PLUS TECHNOLOGIES CO.,LTD**  
Address:696 Shun jiang Rd.,Ji Shan St.Shaoxing,  
ZheJiang,China

Tel:86-0575-8623888  
Fax:86-0575-8623112



Spec. No.	PS-ND-08090401
Rev.	A

**Model No : CSM-58462EG**

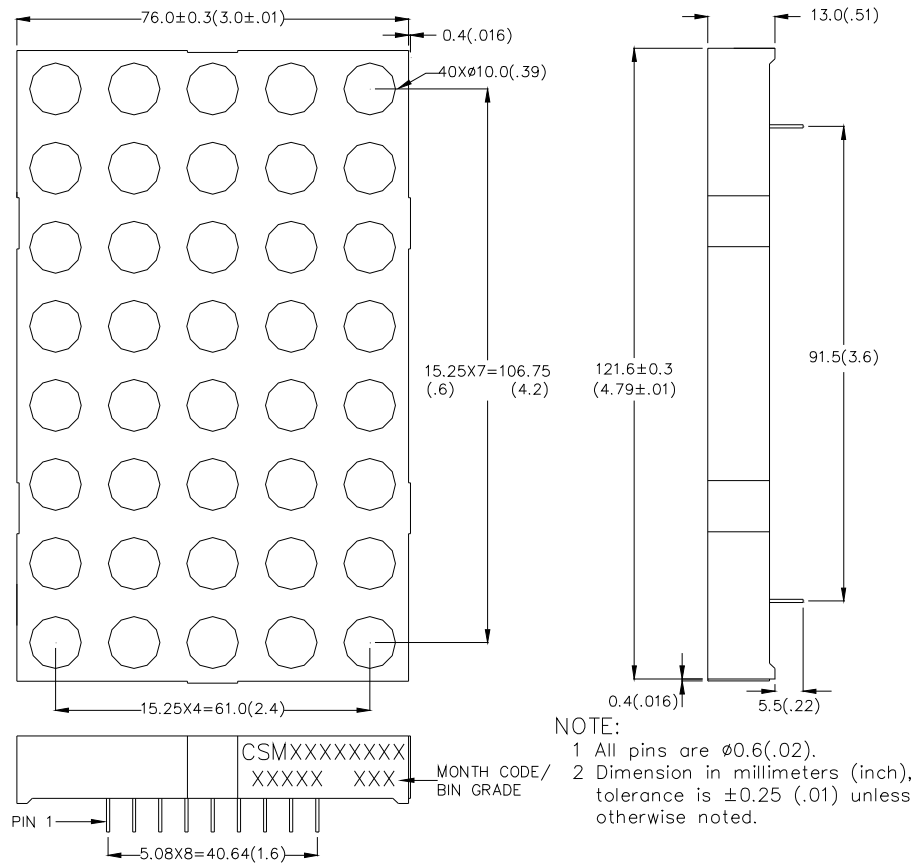
**Features -**

1. 4.6 inch (116.75mm) Matrix height.
2. Case mold type.
3. RoHs compliant.
4. Low power consumption.
5. Easy mounting on P.C. board or socket.

**Device Selection Guide -**

Part No.	Chip		Description	
	Material	Emitted Color	Column	Row
CSM-58462EG	GaAsP	Orange	Cathode	Anode
	GaP	Yellow Green		


**Package Dimensions -**





Model No : CSM-58462EG

Internal Circuit Diagrams -



NOTE: "a" for Orange color chip.  
"b" for Yellow Green color chip.

Absolute Maximum Rating -

Orange		(Ta=25°C)	
Parameter	Symbol	Rating	Unit
Power Dissipation Per Dice	Pd	70	mW
Continuous Forward Current Per Dice	IAF	25	mA
Peak Current Per Dice(duty cycle 1/10, 1kHz)	IPF	90	mA
Derating Linear From 25°C Per Dice	-	0.33	mA/°C
Reverse Voltage Per Dice	VR	5	V
Operating Temp.	Topr	-35 ~ +85	°C
Storage Temp.	Tstg	-35 ~ +85	°C
Solder temperature 1/16 inch below seating plane for 3 seconds at 260°C			



Model No : CSM-58462EG

Yellow Green		(Ta=25°C)	
Parameter	Symbol	Rating	Unit
Power Dissipation Per Dice	<b>Pd</b>	70	mW
Continuous Forward Current Per Dice	<b>IAF</b>	25	mA
Peak Current Per Dice(duty cycle 1/10, 1kHz)	<b>IPF</b>	90	mA
Derating Linear From 25°C Per Dice	-	0.33	mA/°C
Reverse Voltage Per Dice	<b>VR</b>	5	V
Operating Temp.	<b>Topr</b>	-35 ~ +85	°C
Storage Temp.	<b>Tstg</b>	-35 ~ +85	°C
Solder temperature 1/16 inch below seating plane for 3 seconds at 260°C			

■ Electro-optical Characteristics -

Orange		(Ta=25°C)				
Parameter	Symbol	Min.	Typ.	Max.	Unit	Condition
Forward Voltage Per Dot	<b>VF</b>	-	4.0	5.6	V	IF=20mA
Luminous Intensity Per Dot	<b>Iv</b>	-	12	-	mcd	IF=10mA
Peak Emission Wavelength	$\lambda_p$	-	632	-	nm	IF=20mA
Dominant Wavelength	$\lambda_d$	-	624	-	nm	IF=20mA
Spectrum Radiation Bandwidth	$\Delta \lambda$	-	35	-	nm	IF=20mA
Reverse Current	<b>IR</b>	-	-	100	$\mu A$	VR=5V
Luminous Intensity Matching Ratio	<b>IV-m</b>	-	-	2:1	-	IF=10mA

Yellow Green		(Ta=25°C)				
Parameter	Symbol	Min.	Typ.	Max.	Unit	Condition
Forward Voltage Per Dot	<b>VF</b>	-	4.2	5.6	V	IF=20mA
Luminous Intensity Per Dot	<b>Iv</b>	-	13	-	mcd	IF=20mA
Peak Emission Wavelength	$\lambda_p$	-	568	-	nm	IF=20mA
Dominant Wavelength	$\lambda_d$	-	572	-	nm	IF=20mA
Spectrum Radiation Bandwidth	$\Delta \lambda$	-	30	-	nm	IF=20mA
Reverse Current	<b>IR</b>	-	-	100	$\mu A$	VR=5V
Luminous Intensity Matching Ratio	<b>IV-m</b>	-	-	2:1	-	IF=10mA



Model No : CSM-58462EG

### Typical Electrical / Optical Characteristics Curves -Orange

(Ta = 25°C Unless Otherwise Noted)

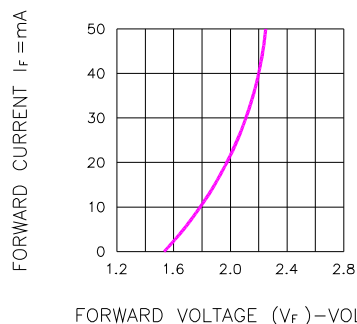


Fig.1 FORWARD CURRENT VS. FORWARD VOLTAGE

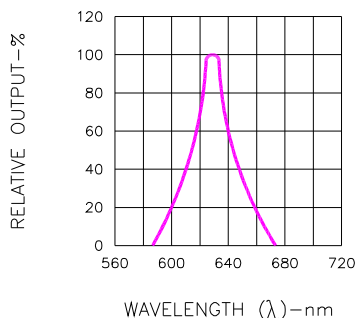


Fig.2 SPECTRAL RESPONSE

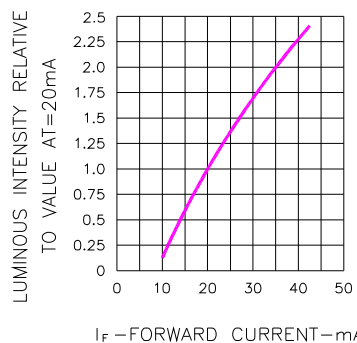


Fig.3 RELATIVE LUMINOUS INTENSITY VS. FORWARD CURRENT

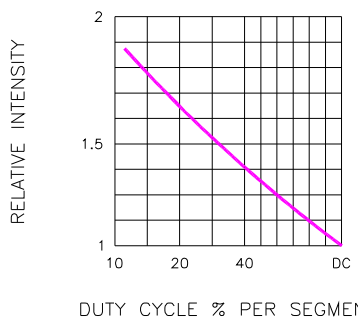


Fig.5 LUMINOUS INTENSITY VS. DUTY CYCLE

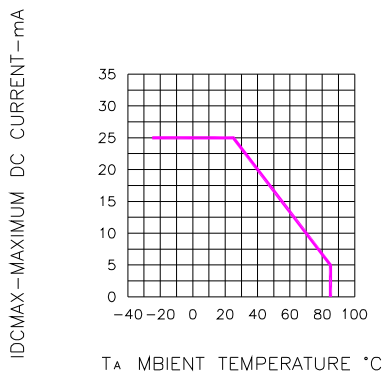


Fig.4 MAXIMUM ALLOWABLE DC CURRENT PER SEGMENT VS. A FUNCTION OF AMBIENT TEMPERATURE

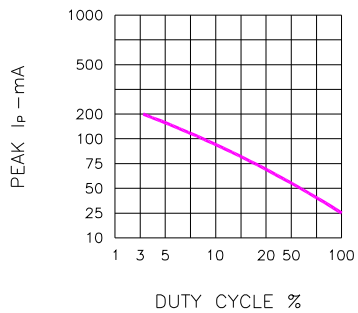


Fig.6 MAX PEAK CURRENT VS. DUTY CYCLE % (REFRESH RATE f=1 KHz)



Model No : CSM-58462EG

■ Yellow Green

(Ta = 25°C Unless Otherwise Noted)

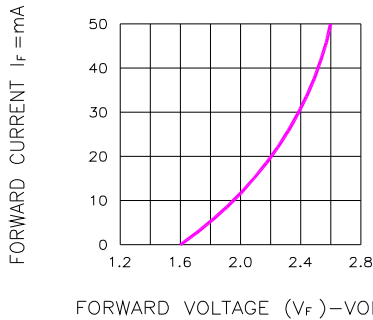


Fig.1 FORWARD CURRENT VS. FORWARD VOLTAGE

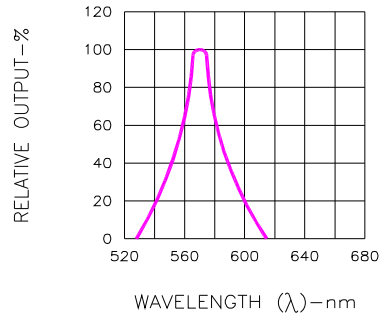


Fig.2 SPECTRAL RESPONSE

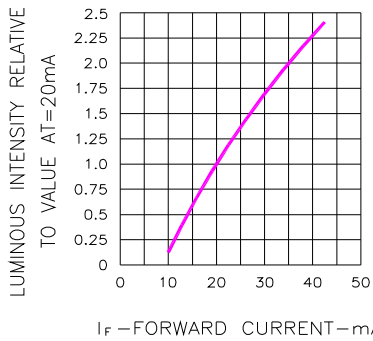


Fig.3 RELATIVE LUMINOUS INTENSITY VS. FORWARD CURRENT

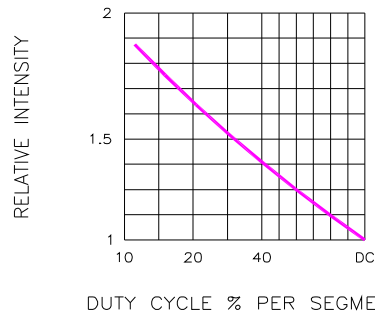


Fig.5 LUMINOUS INTENSITY VS. DUTY CYCLE

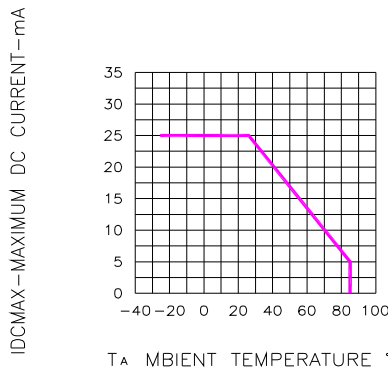


Fig.4 MAXIMUM ALLOWABLE DC CURRENT PER SEGMENT VS. A FUNCTION OF AMBIENT TEMPERATURE

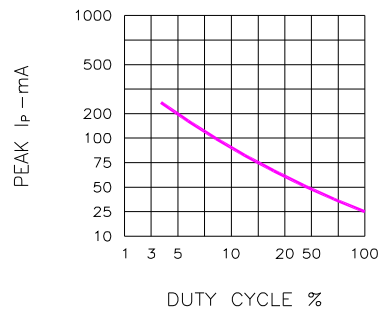


Fig.6 MAX PEAK CURRENT VS. DUTY CYCLE % (REFRESH RATE f=1 KHz)